



December 2022

WEBPAGE: <http://www.bssf-miami.org/>



Facebook- Public
Bromeliad Society of South Florida

http://www.facebook.com/groups/BromeliadSSF/?bookmark_t=group



Facebook - Members
Bromeliad Society of South Florida

<http://www.facebook.com/pages/Bromeliad-Society-of-South-Florida/84661684279>



FCBS Newsletter

<https://www.fcbs.org/newsletters/FCBS/2022/11-2022.pdf>

DIRECTORS

Maureen Adelman, Past President
Tina Severson, President
Karen Bradley, VP
Olivia Martinez, Treasurer
Leonard Goldstein, Secretary
Sandy Roth, Director
Barbara Partagas, Director
Maria Almodovar, Director
Heidi Davenport, Director

COMMITTEES

Editor: Maureen Adelman

Advertising: Samantha Jones
Door Prize: Alan Herndon
Education: Alan Herndon
Hospitality: Elaine Mills
Library: Barbara Partagas
Membership: Patty Gonzalez/Melody Ray
Mem. Plant Sales: Alex Bello
Refreshments: Sandy Roth
Field Trips: Heidi Davenport
Community Service: Carl Bauer
Silent Auction: Rene Izquierdo

December 20, 2022 MEETING 7:00 PM
GARDEN HOUSE

HOLIDAY PARTY
BRING A SIDE DISH AND UNWRAPPED PLANT
FOR THE PLANT EXCHANGE
RENEW YOUR MEMBERSHIP AT THE PARTY

Congratulations on Our October Show and Sale! As show co-chair, I want to thank each and every one of you who gave your time, your plants and your support toward making this fun show happen. The one thing we can all agree on is that a show is always a lot of work, but it is worth the effort. Our Student Art participation was highly regarded. Our Decorative and Artistic participation was indeed very artistic. Who knew it would be such fun! Congratulations to all of the winners. Our auctions were lively and productive thanks to our entertaining auctioneers. There were beautiful plants to purchase thanks to our local vendors. 100% of the proceeds from plants sold at the Members' Sales table was donated to the Society. A very special thank you to those members who participated. Thank you to all our volunteers. We could not have done it without you. If you were unable to attend our Volunteer Thank You Party, you missed a picture perfect evening in a beautiful garden with great food, beverages and camaraderie. We started planning this fun show after 3 years without an event which reached our community. We have another opportunity in April 2023 to show off our bromeliads to friends and neighbors. Keep an eye out for your best growing plants and put them in our Spring Show. Save the date: April 27-30, 2023. Best - Barbara Partagas

President's Message

Happy Holidays to all of you and your families. I'm so thankful for this club and each and everyone of you. All your creativity and commitment and talents have made our society so meaningful to me and my family. I hope all of you come out to our Holiday dinner and enjoy the food and fellowship. If you didn't sign up in our last meeting, please make sure you that you RSVP with Sandy Roth (305-301-0306 or sandyr53@aol.com) who is managing the tables and has our food lists. Looking forward to seeing you all!

Tina Severson

FIELD TRIP

Saturday, January 28, 10 am, we are planning a field trip to Tradewinds Tropicals, 16400 SW 240 St. for plant sales and a program. Lunch to follow at White Lion with a possible 2nd stop after lunch. Meet at Tradewinds at 10 am.

HOLIDAY PARTY IS DECEMBER 20

Mark your calendars for the annual holiday party on December 20. This year we are going to try something new. Instead of a wrapped plant for the secret plant exchange we are going to try a not so secret unwrapped plant exchange. Everyone who brings a plant will get a ticket. When your ticket number is called you may pick your plant. The plant exchange is optional but you cannot pick a plant if you do not bring one.

If you have not signed up for a side dish expect a phone call or you can call first. Sandy Roth: 305-301-0306. You can also bring an appetizer, rolls or a drink (eggnog?). We will supply the main course.

For non-member guests, there will be a \$10.00 charge for dinner.

We will also begin our annual membership drive. You can renew and pay right at the party.

At this year end meeting we will award the Volunteer of the Year award, introduce our new Board, have some free gift plants and enjoy a wonderful evening in a beautifully decorated setting with delicious homemade food.

Tuesday, December 20, 7:00 pm.
In the Garden House

MEMBERSHIP DRIVE

Time again for our annual membership drive.

Please take a moment to renew your membership. The \$25.00 fee is well worth it for the Holiday Party alone. The renewal form is at the back of the Advisory. Dues remain \$25.00 per person and \$35.00 per couple.

You can also renew your membership at our Holiday party. We will have forms at the entrance and can accept your payment in cash or check.

The dues help provide funds for our speakers, refreshments, rent for Fairchild and fees for our annual show among many other things. They also help pay for the \$1000 scholarship which we are offering to a graduating senior of the Fairchild Botany Magnet High School Program.

The deadline for renewal is March 1, 2023 in order for you to be included in the FCBS roster and our own roster.

If you joined our society in October or later in 2022, your dues are paid through 2023.

CRYPTANTHUS SOCIETY WEBSITE

The Cryptanthus Society has redesigned and restarted their website very recently. Please check it out at www.cryptanthussociety.net

FCBS NEWSLETTER

If you missed the email, the FCBS newsletter for November is out. The website is listed on the front page of the Advisory. There is an interesting article on soil PH by Tom Wolfe and an update on the Extravaganza (July 28-29, 2023) It will be held at the West Palm Beach Marriott. Registration is \$149.

ASK DR. BROM

Dear Dr. Brom:

The holidays are almost here and I'm broke. I would like to use some bromeliads from my patio for centerpieces and decorations. Any ideas?

You don't have to be broke to use bromeliads for holiday decorations. After all, most of them are green and red. And using all natural materials is so much kinder to the environment. Also bromeliads don't shed needles like evergreens. You could even hand small tillandsias on your tree.

Materials you might use include holiday gift wrap, ribbon, gift boxes, saran wrap or baggies to line containers, baskets, holiday napkins, candles, vegetables fruits, gourds, branches from your yard, holiday ornaments, old tins, moss to fill in and cover plants, small tillandsias, leaves and flowers from your yard.

Look through your home, closets, garage, linen closet and kitchen for containers and other materials for your project. If you save old Christmas cards, you could cover a box with them. The possibilities are endless. Just use your imagination, ingenuity and instincts.

Glossy leaved plants look more festive. Plants with a red flower or red berries are ideal. Dyckias have a star shape that lends itself to the holidays.

Here are some examples using plants from my patio and materials I already had in my home.

1. This is a dyckia in a pot. It is covered with a doily from my niece's wedding complete with all the memories. The doily is held in place with a rubber band. The top of the pot is covered in red ribbon and the plant is complemented by a pinecone.





2. Started with a green crystal vase. Flowers from Aechmea 'Candy Stripe' were added. Then folded bromeliad leaves which look like ribbon were added along with Syngonium and moujean tea cuttings. Any cuttings will do. This produced a simple centerpiece. Then if you like you can place the vase in a small wreath for a more dramatic look.



3. Used Neo. 'Kinetic Energy', a Chester Skotak hybrid, in a red bucket left over from Incredible Edibles. Green moss was placed around the base of the plant. A plaid bow was added as well as red ribbon tied and curled at the top.



4. A red toile teapot to start. Added a small Neo., tinsel around the base of the plant, green and red ribbon and a Christmas tree sticker. This is a country style arrangement and would be ideal in any kitchen. This arrangement is temporary unless you want to drill drainage holes in the bottom of your teapot.



These four arrangements can be grouped together for a bigger look. With multiple arrangements it is a good idea to vary the heights.



6. Is your pot the wrong color? Wrap it with Christmas wrap. Foil wrap works best. Cut a large square, place pot in middle. Cut and tape as you go then mold the paper to the pot with your hands.



7. This is a basket found in a closet. It is covered in a gauzy fabric purchased at Michael's approximately 1 million years ago. Wrap the basket lengthwise and then by width. Secure the edges with a staple gun. Attach 3 bows on each side with double stick tape. Place plastic bags in bottom of basket for a little waterproofing. The basket was placed on a stand and filled with two Neo. Magali's which are always red. The two plants had been covered in gift wrap.





8. A long arrangement is perfect for a buffet. Try to vary the heights in an arrangement like this. Left to right are: A) an unknown red Neo. in a gift box. The base is wrapped in a red plaid holiday napkin; B) Neo. 'Margaret' in a holiday drum container; C) the basket with the two Neo 'Malagas'; D) Another Neo. 'Margaret'; E) Neo. 'Pemiento' in a gift box with small tillandsias at the base. Adjust the number of plants to the length of your table. This table has not had the leaves added yet but with the leaves the length will be appropriate with plenty of room left for food.



The article would not be complete without a few photos of our kitchen. Expect a bit of a mess when working on a project like this. But the mess was worth it as I never had to leave my home and I didn't spend a dime.



Here are a few more photos from Pinterest for some added inspiration. I know there are members who are much more talented than this author. If you have a great holiday decoration using bromeliads please send it to me and I will publish the photo in the next Advisory. Happy Holidays!



ABOUT LAST MONTH

November is our annual meeting where we vote for our Board and officers for the coming year. Things got interesting when we had four candidates for three Director's positions, necessitating a secret ballot that was a nail biter. Thank you to everyone who attended, ran for office and cast their vote: Our 2023 Board is:


President: Tina Severson
Past President: Maureen Adelman
Vice President: Patty Gonzalez
Secretary: Lenny Goldstein
Treasurer: Samantha Jones
Director: Maria Almodovar
Director: Karen Bradley
Director: Olivia Martinez
Director: Denise Karman

In addition to the election we had a recap of the show with a powerpoint of the show highlights and winners, presented by Samantha Jones and Barbara Partagas, show co-chairpersons. Volunteers and contributors were thanked profusely. Barbara Partagas reminded members to start looking at their plants for the April 27-30 show which will be here before you know it.

Olivia Martinez presented the Treasurer's report, citing a show profit of \$1764.87. This was a respectable profit that will go toward paying for speakers, rent, food and our many other expenses.

We passed around the sign up sheet for side dishes for the December Holiday party and it looks like everyone is bringing their A-game. So get ready for some delicious food.

Finally we had tons of plants including lots of great plants from Member Plant Sales at the show, a slew of silent auction plants and a door prize for almost everyone. Bromeliad heaven!



SPRING SHOW AND SALE IS SCHEDULED

Our spring show and sale has been scheduled and approved by Fairchild. This will be a judged show, our first since 2019. If you remember our show scheduled for March 2020 was cancelled at the last minute due to Covid. It is not too early to look over your plants and give a few some special attention for the show. The dates are April 27-30, 2023.

AMAZON SMILE PERMANENT FUNDRAISER

If you are buying on Amazon, think Smile.Amazon.com. Sometimes we have trouble balancing our BSSF checking account. That is because we have received an automatic deposit from Smile.Amazon.com from some of our members who use this website instead of Amazon.com. Amazon will partner with a charity of your choice and donate .5% of all purchases. It adds up. And you know how much we all like to shop on Amazon. Both websites are exactly the same but you cannot get the donation from the regular Amazon website. Just go to Smile.Amazon.com and sign up. Choose the charity of your choice, hopefully BSSF, Inc., and then shop there every time you need something from Amazon. I signed up as soon as I saw that donation in our checking account and I hope you will too. It's like free money.

BEWARE OF EMAILS

If you receive emails purportedly from the BSSF president or another officer asking you to purchase gift cards for some event or charity we support, please ignore. We, along with several other plant societies, have a longstanding problem with a cybercrook hijacking officer emails. We will never ask you to buy gift cards or money orders.

SILENT AUCTION AND MEMBER PLANT SALE RULES

When we have a speaker bringing plants, we will only allow 4 plants for silent auction in order to give our speakers who travel here and pack up their plants a fair chance to sell their plants. If you would like to sell a plant at the silent auction you will need to contact Rene Izquierdo (rcizquierdo@bellsouth.net) or 305 282 9333 and he will let you know if there is an opening for your plants. You will be paid 80% of the sale price and BSSF will receive 20%.

We will likewise defer to our speakers for member plant sales when we have a speaker bringing plants. You will again be paid 80% of the sales price. To participate in member plant sales, please contact Alex Bello (bellotropicals@yahoo.com) or 239 223 6155 to schedule your sale so that we are not overrun with plants.

We appreciate your cooperation so that there will be no hard feelings if members bring plants and are turned away because we have a speaker who brought plants to sell.

SILENT AUCTION: Rene Izquierdo
(rcizquierdo@bellsouth.net)
305 282 9333

MEMBER PLANT SALES:
Alex Bello (bellotropicals @
yahoo.com)
239 223 6155

UPCOMING EVENTS

BSSF Spring Judged Show and Sale -
April 27-30, 2023 - Fairchild

Fairchild Tropical Botanic Garden:

11/11-1/8 - Night Garden

1/21-22 Chocolate Festival

- Fairchild sells some rare and
different plants online. Go to
website, click virtual plant sale
under events

Pinecrest Gardens

12/11-1/1 - Night of Lights

1/21-22 Fine Arts Festival, 10-5
w/free entrance

Flamingo Gardens

Holiday artisan market most
weekends in December

1/14-15 - Flamingo Fest

Mounts Botanical Garden

2/11-12 - Winter Plant-A-
Palooza, 9-3

MAKE MONEY WITH YOUR PLANTS

We are in need of volunteers to
supply our Raffle Table. Cut some
pups from 8-10 of your plants and
bring them to the meeting. If you
are uncomfortable with public
speaking someone else can talk
about the plants, even if you don't
know their names. You receive 80%
of total sales. Contact Alex Bello
239-223-6155 or bellotropicals

BROMELIAD SOCIETY OF SOUTH FLORIDA

BSSF. INC.

2023 MEMBERSHIP FOR NEW MEMBERS____ AND RENEWAL____

Please print names: (Couples include both names)

ADDRESS:_____

CITY_____STATE_____ZIP_____

TELEPHONE_____ADD'L PHONE_____

Year Joined BSSF:_____

Referred by:_____

E MAIL (you will not receive a newsletter without an email)_____

PLEASE HIGHLIGHT ANY INFORMATION ABOVE THAT IS DIFFERENT FROM LAST YEAR

Please create my membership in BSSF, Inc. for the period of March 1, 2023 to February 28, 2024.

Check the category: Single membership _____\$25.00

 Dual membership _____\$35.00

Dual members enjoy all the privileges of active membership, but receive only one copy of the Bromeliadvisory.

Dues must be received by March 1, 2023 in order for you to be included in the BSSF 2023 Roster. All fees are non refundable.

Please mail completed form and check payable to BSSF, Inc. to:

Patti Gonzalez

10565 SW 109 St., Miami, FL 33176

Or email this form to:

pgonza7782@aol.com

You can pay up to 5 years at the rates above.