


# BromeliAdvisory

December 2020

## INSIDE THE ISSUE

President's Message .....	1
Holiday Gathering in December.....	2
Plant Swap Concept .....	2
COVID Rule for this Weekend's Open House.....	3
Student Art Going Digital .....	3
Bromeliads Do Make Nice Holiday Trees .....	3
Upcoming Events .....	4
Messages .....	4
Ten Tips for Entering a Bromeliad Show .....	4

Photos: Bromeliad Tree at Lake Wales's Bok Tower Gardens. Photographer unknown.



# BromeliAdvisory

Stop and Smell the Bromeliads

December 2020

WEBPAGE: <http://www.bssf-miami.org/>



[http://www.facebook.com/groups/BromeliadSSF/?bookmark\\_t=group](http://www.facebook.com/groups/BromeliadSSF/?bookmark_t=group)



<http://www.facebook.com/pages/Bromeliad-Society-of-South-Florida/84661684279>

**DECEMBER 12, 2020 12:00 PM to 4:00 PM**

[open house concept]

**SATURDAY**

**@ LORI WEYRICK'S HOME**

**DIRECTIONS ON PAGE 2**

## DIRECTORS

Barbara Partagas, Past President

Maureen Adelman, President

Olivia Martinez, VP

LOOKING, Treasurer

Lenny Goldstein, Secretary

Robert Meyer, Editor

Denise Karman, Director

Rhonda Herndon, Director

Richard Coe, Director

Carl Bauer, Director

## Committees

Advertising: Robert Meyer

Door Prize: Alan Herndon

Education: Alan Herndon

Hospitality: Elaine Mills

Library: Barbara Partagas

Membership: Terri Tallale/Melody Ray

Mem. Plant Sales: Alex Bello

Refreshments: Sandy Roth

Field Trips: Lori Weyrick

Community Service: Carl Bauer

## President's Message

Yes we will be celebrating the holidays, though in an altered and safe way.

For Thanksgiving, we invited you to participate in our 'Grateful for our Gardens' video yard tour event. Simply make a video of your yard or part of your yard. You don't have to include the yucky areas. You can narrate it or not. We would all learn a lot more if it were narrated. My practice video was 5 minutes long so there is not a big time commitment. Then upload your video to our Facebook page: Bromeliad Society of South Florida. Then wait for all the wonderful comments. You can upload your video anytime in November. Label it in the comments 'Grateful For Our Gardens.' If you have never visited our Facebook page you are in for a treat. There are thousands of members all over the world showing off their bromeliads and exchanging information. Just Like the page and you are a member of the group.

**In December we will not be having a meeting.** Instead we will have our 'Get Out of the House' holiday celebration. It's a little like our annual holiday party but we have made it safer by observing Covid protocols. Masks are required, social distance will be enforced, only 10 people at a time will be admitted. Everything will be spread out as this is a large property. The event will take place Saturday, **December 12, from noon to 4 pm** at the home of member Lori Weyrick, at **14880 SW 200 St in the Redland**. We will have plant sales, a raffle, free plant giveaways, our secret plant exchange, a paella lunch and maybe a few surprises. **So bring a wrapped plant for the exchange and take a nice drive out to the Redland.**

What	Who
Sales Table	Open to All We welcome members to sell plants at the monthly meetings. However, if you are planning to sell please call Alex Bello (239-223-6155 or bellotropicals@yahoo.com) to make arrangements.
Silent Auction	NONE

*Maureen Adelman*

## Holiday Gathering in December

There will be a party – at Lori Weyrick's

Yes we will be celebrating the holidays, though in an altered and safe way.

### December – Lori Weyrick's

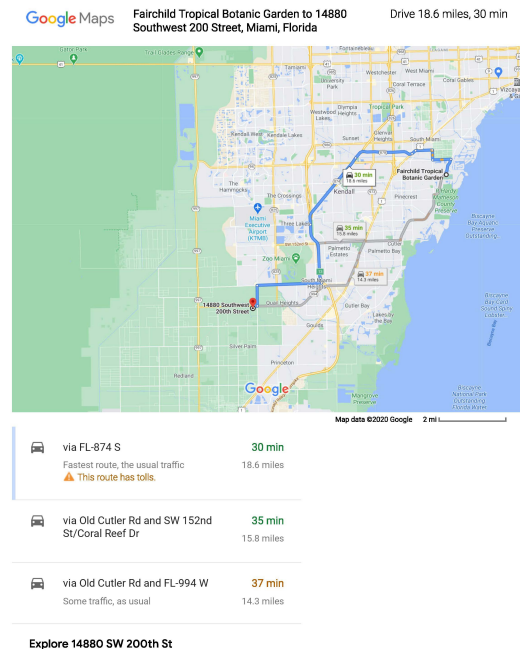
In December we will not be having a meeting. Instead we will have our 'Get Out of the House' holiday celebration. It's a little like our annual holiday party but we have made it safer by observing Covid protocols. Masks are required, social distance will be enforced, 10 people at a time will be admitted. Everything will be spread out as this is a large property. The event will take place **Saturday, December 12**, from noon to 4 pm at the home of member Lori Weyrick, at **14880 SW 200 St in the Redland**. We will have plant sales, a raffle, free plant giveaways, our secret plant exchange, a paella lunch and maybe a few surprises. So bring a wrapped plant for the exchange and take a nice drive out to the Redland  
*NOTE: Please keep the kids at home, and note that her home is small and bathroom cannot be provided to any crowd.*

### Directions to Lori Weyrick's House for this Weekend's Open House

From the Turnpike south or S. Dixie Highway take 184 St. west. This turns into 200 St. From

200 St. take a left at 149 Ave. and go through the first gate on the left. Park in the back of the property.

Fairchild Tropical Botanic Garden to 14880 Southwest 200 Street, Miami... <https://www.google.com/maps/dir/Fairchild+Tropical+Botanic+Garden...>



1 of 2

12/7/2020, 1:11 PM

## PLANT SWAP CONCEPT

For those who forgot, or just have not heard, the Holiday Party on December 12 will include a plant exchange. It has simple rules. Wrap a bromeliad so that the naked eye cannot discern the plant within. When you arrive with such a plant, you receive a ticket – a la raffle style. Go for it.

<b>What do I need to get?</b>	<b>A Clean Plant</b>
<b>What do I do with the Plant?</b>	<b>Clean Plant Well</b>
<b>What do I do Next?</b>	<b>Wrap Plant Well</b>
<b>Where do I take this clean plant?</b>	<b>Holiday Party on December 12, 2018</b>
<b>What do I get for this gift?</b>	<b>Feeling of Generosity</b>
<b>Do I get anything else?</b>	<b>Yes – You get to choose a plant that is wrapped as delivered by another</b>
<b>How many plants should I bring?</b>	<b>One</b>
<b>Anything else I should know?</b>	<b>Make sure plant is good plant, clean plant, and worthy of gift</b>



## COVID Rules for This Weekend's Get Out of The House Holiday Open House

For your personal safety and that of others, please adhere to the following:

Masks are required at all times except when eating  
Please maintain 6 feet social distancing, especially if eating

We have marked off every 6 feet in case lines form at entry, plant sales, raffle, and food tables.

If you are in a line, please maintain 6 feet social distance.

Temperatures will be taken at entry.

If you know you have a temperature, please stay home as you will not be permitted entry.

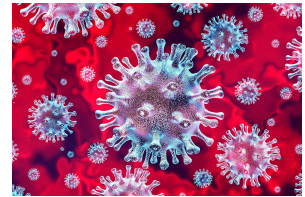
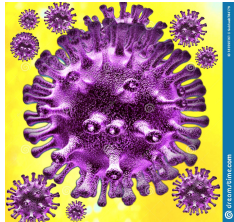
If you do not feel well, please stay home.

Hand sanitizer, extra masks and disinfectant will be kept at the entry.

Please follow the arrows and go in one direction only.

Please enjoy the beautiful grounds, visit the sale area, the raffle table, have lunch, visit awhile with old friends and then make room for others.

We are limiting the number of members allowed inside so if you see a line forming at the entry and you are done with everything, be considerate and exit



## Student Art Going Digital

The BSSF has digitized our student fine art and photo submissions from the cancelled show last year and is instead reimagining the show virtually.

Beginning December 21, BSSF members, art enthusiasts and plant lovers alike can view the student winners, 1st, 2nd and 3rd place by grade. The link will also include all the submissions and

will be distributed via email, our BSSF website and social: Facebook and Instagram.

Given the challenges of 2020, we wanted to make sure the student's creative talents were still in full display, even though we could not be together in person.

## Bromeliads Do Make Nice Holiday Trees



## UPCOMING EVENTS

### December 12, 2020

Lori Weyrick Holiday Party  
12:00 PM to 4PM [open house concept]

### March 26-28, 2021

Tropiflora Spring Festival  
<https://tropiflora.com/pages/events>

### June 8-12, 2021

World Conference  
Tentative  
<https://www.bsi.org/new/conference-corner/>

### October 1-3, 2021

Tamiami International Orchid Festival  
<https://www.facebook.com/tamiamiorchidfestival/>

## MESSAGES

### WORLD CONFERENCE SAME PLACE NEXT YEAR

World Conference may be held on June 8, 2021 to June 12, 2021 at same place.

Information can be found at:

<https://www.bsi.org/new/conference-corner/>



## TEN TIPS FOR ENTERING A BROMELIAD SHOW

[We may still have a show this Spring]

1. Remove unsightly lower leaves by splitting them down the middle and pulling the two halves away at the base.
2. Dusty leaves can be cleaned with a 1" sponge paint applicator or an old, damp wash cloth. Each leaf should be cleaned, but artificial leaf-shine is a no-no.
3. An emerging inflorescence can be supported with balled up newspaper so it won't lean. It can also be staked. Supports must be removed before taking the plant to the show.
4. If the entry is blooming, remove old, spent flowers.
5. If one plant in a clump is the one you want to enter in the show, but it's rootless as a result of removal from the clump, try this neat trick: tie a string tightly around the base, then either run the end of the string out of the center hole in the pot and attach it to the pot bottom with a piece of masking tape, or tie the string to a rock of the appropriate size and shape. Once the potting medium is added and packed tightly around the plant, the anchor, whether string alone or string plus rock, will hold the plant in place. Make sure the string is completely hidden.
6. Fresh top dressing will probably be necessary if you're not repotting the plant. Although you're not allowed to use anything decorative, you may

use plain black gravel, the smallest pine bark nuggets you can find, or any clean, fresh potting mix.

7. Trimming brown leaf tips on tillandsias is a challenge since the leaves on many types are brittle and fleshy. If cutting is necessary, try to cut only one edge of the leaf, preferably the edge toward the back of the plant, so the trimmed edge is as inconspicuous as possible. When cleaning and trimming tillandsias (and other genera with scaly leaves) take care not to damage the scurf (trichomes) on the leaves.

8. The cut edges of trimmed leaves can be rubbed with aloe jelly. This retards drying the shriveling.

9. If you have a plant which has become distorted, consider using a decorative container. You may have a container with an opening on the side in which to insert the plant. In the Decorative Container class, you (the exhibitor) may place the entry yourself on the table. Immature plants may be used, and any number of blooming or non-blooming plants.

10. Cut inflorescence. This is a non-standard class (entries won't be judged against standard entries) but is a good way to show off a beautiful inflorescence. Just place it in a plain glass container of water. It should, of course, be as clean as possible.